


**TRAVEL
DREAM
EXPLORE**





Creative Direction & Graphic Design Wioleta Porwol

Copywriting Peter Poland

Photographs Robert Hajduk & others

3D Visualizations Barbara Krawiecka & Wacław Klemp

Desktop Publishing Wioleta Porwol

This catalogue has been printed on papers FSC®

First edition 2024

© 2024 Parker Poland Sp. z o.o. all rights reserved.

Welcome to Parker

CABIN BOAT RANGE
2024

TRAVEL DREAM EXPLORE



The company Parker Poland is a subsidiary of AH Parker & Sons (GB) Ltd., which was founded in 1886, incorporated in 1940 and active in Poland since the early 1970 s.

Over the years, Parker has become a well-established manufacturer and supplier of Rigid Inflatable Boats, with a size range from 5.10 to 16 metres and open or cabin versions.

Using the experience and skills from the production of the Parker Rigid Inflatable Boats, the company entered the market of sport, leisure and fishing boats. These range from 6 metre sport cruisers to 12 metre family leisure boats, and already now includes more than 20 different models.

To meet the ever-changing requirements of the global markets, Parker is introducing new models every year. This is all based on positive feedback received from Customers and Dealers.

Parker Boats are praised for their innovative shape, outstanding sea keeping abilities and most of all superb quality and sturdiness.



CABIN BOAT RANGE



660 OPEN

The innovative design with a large deck space makes it a perfect boat for both fishing and leisure. The optional T-Top and distinctive hull shape create a boat of a unique design and outstanding sea keeping abilities.

660 WEEKEND

Parker 660 Weekend is ideal for a family who want to spend a weekend on the water combined with a spot of fishing. The boat offers an original design, optimal comfort and high-quality equipment for even more pleasant cruising.

Pages 6 → 11



700 PILOTHOUSE

Parker 700 Pilothouse is the boat designed to meet the expectations of experienced recreational fishermen. It has a modern hull with significantly better comfort levels and a low planing threshold. The helmsman has a well-designed helm station and great performance and handling ready to hand.

Pages 12 → 17



760 QUEST

Parker 760 Quest fills the gap between Parker 790 Explorer and Parker 660 Weekend and 700 Pilothouse. With its highly efficient twin-stepped hull, more upright stem, forward-raked windscreen, sleek roofline and generous-sized stern platforms, 760 Quest has much to offer. It will appeal to those who want to combine occasional fishing with weekend family cruising.

Pages 18 → 23



790 EXPLORER

Parker 790 Explorer is the start of a new generation. This new model is a boat designed for comfortable day trips, weekend cruises and overnight stays. The boat has been designed with a completely new and modern two-step hull, integrated engine bracket and deeper V-shaped bottom.

790 Explorer is the perfect choice for the traditional day cruiser customer who is looking for a model with a sizeable 2 berth cabin, marine WC (in a separate compartment) with holding tank and a sliding aft door.

Pages 24 → 31



800 WEEKEND

Parker 800 Weekend's hull has inherited its lines from the deep V hulls of the Parker ribs, which ensure excellent sea handling with a stable and dry ride, whatever the weather conditions.

Parker 800 Weekend is a very spacious boat for its size and is ideal for families who want to enjoy both fishing trips and a cruising holiday.

Pages 32 → 37



920 EXPLORER MAX

This is the perfect day cruiser for up to 10 persons. It is also a great boat for weekend trips, catering for up to six persons or four persons on longer trips. The cockpit is spacious and has flexible seating arrangements. There is a large bathing platform with its own sun-lounger, another sun-lounger in the cockpit, a proper galley perfect for weekend or longer trips, berths for four to six persons below deck and a separate bathroom with toilet and shower.

Pages 38 → 43



660 OPEN

High bulwarks make Parker 660 Open a very safe craft even during unfavourable weather conditions.

660 WEEKEND

Parker 660 Weekend is ideal for a family wishing to spend a weekend on the water, combined with a spot of fishing.





Perfect
boat
for both
fishing &
leisure





660 WEEKEND

Its V-shaped hull gives you the comfort to cruise in all reasonable weather conditions and to arrive safely and quickly back in harbour. The cabin offers an additional small berth. The galley is carefully designed with a sink, storage space and with the option to install a refrigerator and a cooker. There's a separate cubicle with a sea toilet, a table with four seats, as well as a large overhead window. The deck space is large enough for a U-shaped bench while providing ample room to handle a fishing rod.

Standard equipment:

Deck light, deck shower, interior curtains (windscreen, rear and side windows), bow roller, boarding ladder, ventilation and LED lighting in the cabin, windscreen wiper, bilge pump, 40 l freshwater tank, rear bench seat, table in the cabin, panoramic roof, opening side windows, rod holders under gangways.

List of options:

Additional cockpit seat, trim tabs, cabin panel, folding Bimini roof, forward Maxwell windlass, aft side benches, cushions for aft benches, deck in Flexiteak, Webasto heating system, bow thruster, cooker, fridge, rod holders, portholes, roof panel, sea toilet, side net roller, Lowrance VHF Radio electronic pack, Lowrance HDS with echo-sounder, etc.



660 OPEN

Built on the same hull as the very popular 660 Weekend and Pilothouse models, the Parker 660 Open complements the range perfectly. The innovative design with a large deck space makes it a perfect boat for both fishing and leisure. The optional T-Top and distinctive hull shape create a boat of a unique design and outstanding sea keeping abilities. High bulwarks make Parker 660 Open a very safe craft even during unfavourable weather conditions. The front table area (which can be converted into a sunbed) and the optional side benches create a comfortable environment for relaxing with family and friends.

The ergonomic console can accommodate up to a 12-inch plotter screen, plus a lot more useful electronic equipment. There is a large storage space inside the console which can also accommodate a sea toilet as an option. To make it even more user-friendly, the standard boat equipment includes a swimming ladder, rod holders and a bait tank.

	LOA length overall	7.70 m
	BEAM overall	2.55 m
	DRAUGHT without engine	0.38 m
	WEIGHT without engine	2200 kg
	FUEL tank capacity	140 l
	FRESH WATER tank capacity	40 l
	ENGINE MAX	200 HP / V6
	PERSONS	7
	CE	C

	LOA length overall	7.70 m
	BEAM overall	2.55 m
	DRAUGHT without engine	0.37 m
	WEIGHT without engine	2200 kg
	FUEL tank capacity	140 l
	FRESH WATER tank capacity	40 l
	ENGINE MAX	200 HP / V6
	PERSONS	6 / 7
	CE	B 6 / C7

The next generation of recreational fishing boat!

700 PILOTHOUSE

With Parker 700 Pilothouse, we have designed and built a boat that meets the expectations of experienced recreational fishermen. The 700 Pilothouse has a modern hull with significantly better comfort levels and a low planing threshold. It's dry over the bow, avoiding unnecessary spray on the windscreen. The helmsman has a well-designed helm station and great performance and handling ready to hand.



LAYOUT & FACILITIES

The boat has a conventional layout with a large open aft deck of 4.3 m². The pilothouse is asymmetrically placed towards the port side of the boat. As a result, on the starboard side there's a wide, deep, and safe passage from the cockpit on the aft deck right up to the foredeck. The boat is prepared to accept an optional bow thruster, net, pot and line haulers. These can also of course be installed as an option.












700 PILOTHOUSE

Available as options are Zipwake, Hydrotab and conventional actuator tabs, an external driving position, a passenger compartment heater, an extra service battery, a windscreen washer, an extra windscreen wiper on the port side, LED work lights on the aft deck and seawater flushing on the stern deck.

Recreational fishing boats are mainly used for day trips. We therefore also offer options for longer trips and extra accommodation on the accessories list.

	LOA length overall	7.50 m
	BEAM overall	2.55 m
	DRAUGHT without engine	0,23 m
	WEIGHT without engine	1750 kg
	FUEL tank capacity	140 l
	FRESH WATER tank capacity	40 l
	ENGINE MAX	250 HP / V8
	PERSONS	5 / 8
	CE	B5 / C8



760 QUEST

Fills the gap between Parker 790 Explorer and Parker 660 Weekend and Parker 700 Pilothouse. With its highly efficient twin-stepped hull, more upright stem, forward-raked windscreen, sleek roof line and generous-sized stern platforms, the 760 Quest has much to offer. It will appeal to those who want to combine occasional fishing with weekend family cruising. Leading French magazine Voile et Moteur tested the boat in both a short swell and in calm seas, finding that Parker 760 Quest handled well in both conditions. With a 200 HP engine, they recorded 35.6 knts at 5,200 r.p.m., commenting that the interior sound levels were low.



TWIN STEP

The hull features twin steps to reduce friction and fuel consumption, but also to increase top speeds.





760 QUEST

The comfortable accommodation has good headroom and offers a galley and a saloon table that can convert into an extra berth. The forward seat at the table has a hinging backrest, so there's a choice of facing the fellow diners or ahead when the boat is under way. A separate toilet compartment is located adjacent to the forecabin berth, ahead of the inside helm position. Access to the spacious cockpit with its large L-shaped seat is via a three-part sliding door.












There is stowage in the cockpit as well as access to the stern platform via an opening gate.

Standard equipment:

LED navigation lights, LED courtesy lights in the cockpit and interior, three-panel sliding door, ventilation system, reinforced glass windscreen, pilot seat, reversible co-pilot bench seat, cupholders, saloon table, water, fuel and black water tanks, 49 litres fridge, tunnel for bow thruster, bathroom with door, USB charger, fire extinguisher.

Options:

Cockpit Bimini, Simrad electronic equipment, Fusion P-Series stereo, Raymarine CT100 Fishfinder depth sounder, cooking board, Hoop P80 radar, exterior shower, Flexiteek in cockpit and on bathing platforms, cockpit table, battery charger and shore power 220 V, bow thruster.

	LOA length overall	8.10 m
	BEAM overall	2.55 m
	DRAUGHT without engine	0.36 m
	WEIGHT without engine	2200 kg
	FUEL tank capacity	230 l
	FRESH WATER tank capacity	40 l
	ENGINE MAX	300 HP / V8
	PERSONS	7 / 9
	CE	B7 / C9

Comfort, & fuel economy

790 EXPLORER

The hulls on traditional cabin boats have in general been old-fashioned, flat-bottomed, uncomfortable and with low fuel efficiency. The twin-stepped 790 Explorer hull changes all that.





The twin
step to
reduce
friction &
increase
the speed



CANOPY STORAGE

The design of aft decks on traditional weekend boats did not allow for socialising. On sunny days, Parker 790 Explorer has space to store away the aft deck canopy and has a spacious cockpit (with adjustable seat backrests) giving easy access to the bathing platform (with boarding ladder). This can be used for swimming and water sports.






790 EXPLORER

Parker 790 Explorer is the start of a new generation. This new model is a boat designed for comfortable day trips, weekend cruises and overnight stays. We have addressed all those factors that have been lacking from this style of boat for years now and introduced vast improvements with the help of innovative design. Parker 790 Explorer is the perfect choice for the traditional day cruiser customer who is looking for a model with a sizeable 2 berth cabin, marine WC (in a separate compartment) with holding tank and a sliding aft door.

The hulls on traditional cabin boats have in general, been old-fashioned, flat-bottomed, uncomfortable and with low fuel efficiency.

The 790 Explorer has been designed with a completely new and modern two-step hull, integrated engine bracket and deeper V-shaped bottom. This provides considerable improvements to comfort while eliminating almost all planing threshold, minimising the need for engine power, increasing top speeds, and improving on fuel economy.



	LOA length overall	8.40 m
	BEAM overall	2.80 m
	DRAUGHT without engine	0.45 m
	WEIGHT without engine	2400 kg
	FUEL tank capacity	230 l
	FRESH WATER tank capacity	100 l
	ENGINE MAX	300 HP / V8
	PERSONS	8 / 10
	CE	B8 / C10

Combining form & functionality

800 WEEKEND

Parker 800 Weekend is without doubt a very modern and elegant craft. Parker 800 Weekend's hull has inherited its lines from the deep V hulls of the Parker ribs, which ensure excellent sea handling with a stable and dry ride, whatever the weather conditions. The flattened aft section offers stability at anchor. Parker 800 Weekend is a very spacious boat for its size and is ideal for families who want to enjoy both fishing trips and a cruising holiday.



ERGONOMIC CONSOLE

The console has been designed to accommodate a large plotter screen and a lot of useful electronic equipment.

All the console switches and control panels are placed within reach for the best user ergonomics and comfort.





800 WEEKEND

This boat can be fitted with both stern drive or outboard motors, depending on one's budget and required usage.

Standard equipment:

Manual Sea toilet with black reserve water tank, 40 l freshwater tank, 240 l fuel tank, 49 l Isotherm fridge, Wallas cooker, portholes, portholes, bridge hatch, sunroof, opening side windows, front locker, curtains.

Options:

Outside steering position, additional windscreen wiper, windscreen washer, trim tabs, kitchen cabinets, sliding roof, forward Maxwell windlass, remote control for windlass, deck shower, side benches, cushions for rear benches, Webasto heating system, shore power socket, hot water tank, bow thruster, searchlight, extra battery with selector switch.

	LOA length overall	8.50 m
	BEAM overall	2.90 m
	DRAUGHT without engine	0.38 m
	WEIGHT without engine	2400 kg
	FUEL tank capacity	230 l
	FRESH WATER tank capacity	70 l
	ENGINE MAX	300 HP / V8
	PERSONS	6 / 8
	CE	B6 / C8

920 EXPLORER MAX

Traditionally, the pilothouse boat market has had two segments: a "comfort" segment for day trips, weekend trips and excursions, and a tougher segment for water sports, fishing, and transport. Previously, pilothouse boats have been designed for one of these two segments, but rarely for both. The Parker Explorer Max is an excellent design for both segments - allowing the customer to adapt the boat to different applications in just minutes.

The 920 Explorer Max for day trips, weekends on the water and excursions.

- The 920 Explorer Max has the same forecabin and pilothouse design as its sister, the 790 Explorer, and can be fitted to provide all the comforts you need for overnight stays in a boat - including a soft top so you can make the most of sunny days.
- We have continued to build upon the successful hull concept developed for the 790 Explorer and have designed the 920 Explorer Max with a completely new and optimised two-step hull, with integrated engine bracket and deep V-shaped hull.
- The increased length and weight of this boat compared to the 790 Explorer provides for even greater comfort and almost eliminates the entire planing threshold, reducing the need for engine power, increasing top end speeds, and improving fuel economy.
- Thanks to the well-balanced hull and highly modern two-step hull technology and integrated engine bracket, the 920 Explorer Max has high level performance with either a single outboard or twin installation.



LAYOUT & FACILITIES

The aft deck is much larger than competing boats, with more deck area than our largest day cruiser, the 850 Voyager. No other pilothouse boat can offer as much seating, spacious table and sun loungers on the aft deck as the 920 Explorer Max. The aft deck furnishings are module-based, so each customer can choose exactly which modules they want fitted. The modules can also be moved around at any time and can be removed from the aft deck to leave even more space for fishing and transport.

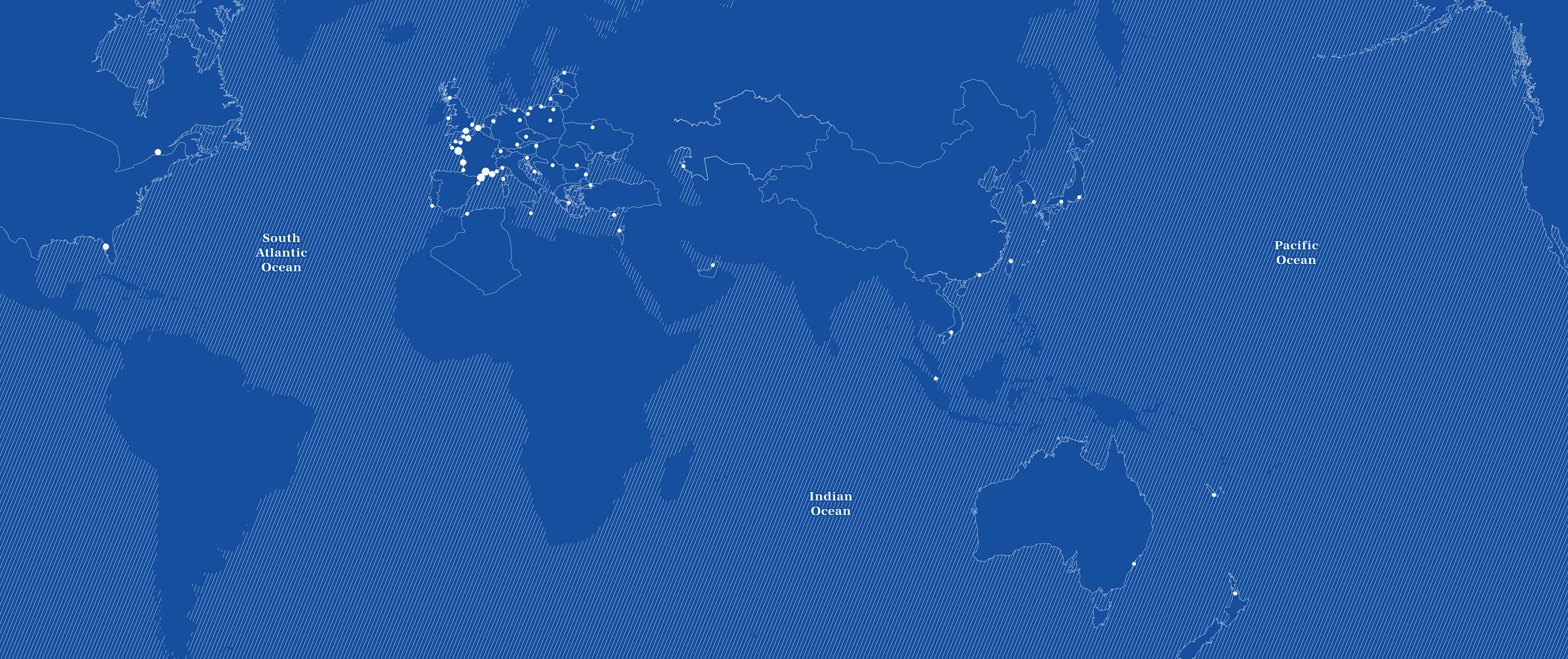




920 EXPLORER MAX

Thanks to the well-balanced hull, and highly modern two-step hull technology and integrated engine bracket, the 920 Explorer Max has high level performance with either single outboard or twin outboard installations.

	LOA length overall	10.40A m
	BEAM overall	2.80 m
	DRAUGHT without engine	0.40 m
	WEIGHT without engine	3200 kg
	FUEL tank capacity	460 l
	FRESH WATER tank capacity	100 l
	ENGINE MAX	350 HP / V6
	PERSONS	8 / 10
	CE	B8 / C10



South
Atlantic
Ocean

Pacific
Ocean

Indian
Ocean

DEALERS

Austria: M&D Boote **Belgium:** Belgian Boat Service **Bulgaria:** BG Yachting **Croatia:** MAČA d.o.o. Electro & Nautic Shop **Cyprus:** K Marine

Propulsion Systems Ltd., C.V. Philippou Ltd. **Czechia:** Wavy Boats s.r.o. **Estonia:** Barrel Grupp OÜ **France:** Argeles Motor Yacht, Belon Marine Loisirs, Blondeau Marine, CSB Marine, DFG-yachting, Dinard Marine SARL, Golfe Nautic, Marée Haut, Pabich Marine, Marine Pro Service, Piriac Nautic, Saint Vaast Marine, Sud Yachting, Yachting Médoc, ZeBoat Marseille.

Germany: Inter Yacht West **Greece:** Praxis Yachts **Hungary:** Summer Wind Kft. **Italy:** Parker Italia

Latvia: Sia Ūdens Sporta Precēs **Lithuania:** Hobio Centras **Malta:** Seabrave Boats **Netherlands:** Sportboat Store Hengelo **Poland:** Centrum Motorowodne Nautica, Nautica Boats, Open Sea, Performance Marine, Solna Boats **Portugal:** Luxe Yates **Romania:** Marine Land SRL, Marine Shop.

Serbia: Atal Nautica d.o.o. **Slovakia:** Aventura Boats **Slovenia:** Jucca Nautika d.o.o. **Spain:** Nautic Luis S.L. **Switzerland:** Hochmuth Bootsbau AG.

Turkey: MMP Motorlu Araclar ve Yatcilik

Ukraine: Kalyna Boats **United Kingdom:** Abersoch Land & Sea, Essex Marina, Boat Shop Powerboat Littlehampton Marine.

Algeria: Millenium Center Marine.

Australia: Nautilus Australia OSCA International Pty Ltd.

Canada: BCI Marine **China:** DCH Boats Co. Ltd. **Hong Kong:** Wah Hing Marine Co Ltd.

Israel: Ambil-Yam Ltd. **Japan:** Okazaki Yacht Ltd.

Kazakhstan: Caspy Boats **New Caledonia:** Speed Marine – Accastillage Diffusion NC | Equipements Bateaux Voile & Moteur **New Zealand:** Hybrid Boats **Singapore:** Neptune Yacht Asia Pte. Ltd.

South Korea: Sungwoo Shipping Co. Ltd.

Taiwan: Poseidon Yachts International Corp.

United Arab Emirates: Royal Yachting Middle East Boat Trading L.L.C.

United States of America: Hussar Yachts.

Vietnam: Saigon South Marina Club (SSMC).